



Field-Embedded Particles Driven by Active Flips

Ruben Zakine, Jean-Baptiste Fournier, Frédéric van Wijland

► To cite this version:

Ruben Zakine, Jean-Baptiste Fournier, Frédéric van Wijland. Field-Embedded Particles Driven by Active Flips. 2018. hal-01695098

HAL Id: hal-01695098

<https://u-paris.hal.science/hal-01695098>

Preprint submitted on 29 Jan 2018

HAL is a multi-disciplinary open access archive for the deposit and dissemination of scientific research documents, whether they are published or not. The documents may come from teaching and research institutions in France or abroad, or from public or private research centers.

L'archive ouverte pluridisciplinaire **HAL**, est destinée au dépôt et à la diffusion de documents scientifiques de niveau recherche, publiés ou non, émanant des établissements d'enseignement et de recherche français ou étrangers, des laboratoires publics ou privés.

Field-Embedded Particles Driven by Active Flips

Ruben Zakine, Jean-Baptiste Fournier and Frédéric van Wijland

Université Paris Diderot, USPC, Laboratoire Matière et Systèmes Complexes (MSC), UMR 7057 CNRS, F-75205 Paris, France

(Dated: February 2, 2018)

Systems of independent active particles embedded into a fluctuating environment are relevant to many areas of soft-matter science. We use a minimal model of noninteracting spin-carrying Brownian particles in a Gaussian field and show that activity-driven spin dynamics leads to patterned order. We find that the competition between mediated interactions and active noise alone can yield such diverse behaviors as phase transitions and microphase separation, from lamellar up to hexagonal ordering of clusters of opposite magnetization. These rest on complex multibody interactions. We find regimes of stationary patterns, but also dynamical regimes of relentless birth and growth of lumps of magnetization opposite to the surrounding one. Our approach combines Monte-Carlo simulations with analytical methods based on dynamical density functional approaches.

PACS numbers: ...

Active matter encompasses a broad class of physical systems, ranging from animal flocks [1–4], artificial self-propelled particles [5, 6] and bacteria [7] to molecular motors [8], and pumping [9, 10] or multi-state particles such as proteins [11]. While the former share the ability to extract energy from their environment and to convert it into directed motion, the latter can change conformation and exert active forces upon their surrounding medium (actin filaments, cell membrane). Particles that deform a correlated elastic medium experience field-mediated interactions with a fluctuation-induced component [12, 13], as illustrated in Fig. 1. Mediated interactions occur for instance between interfaces, colloids or proteins in soft-matter media such as critical binary mixtures [14, 15], liquid crystals [16, 17], capillary interfaces [18, 19] and bio-membranes [20–24], including in nonequilibrium settings [25].

An early approach to the question of why and how active particles, e.g., proteins in cell membranes, self-organize appeared in [11, 26, 27]. In a parallel series of works on reactive two-state particle systems, spinodal decomposition coupled to active flips between the states has been shown to lead to a wealth of complex patterns. These have been described in [28, 29], [30], [31, 32], and [33]. A common feature to these approaches, necessary for the active flips to produce nontrivial patterns, is the requirement to start from directly interacting objects, either by assuming two-body interactions, or in a coarse-grained form by describing these in terms of an *ad hoc* Cahn-Hilliard field.

In this Letter we show that the emergence of activity-driven patterns can arise from purely field-mediated interactions, in the absence of any direct interactions between the particles. The nature of the coupling between the particles and the field is essential, as the existence of nonequilibrium phase transitions completely rests on the physics governing the coupling. Furthermore, out of equilibrium, the coupling of particles to a field cannot be interpreted as effective direct interactions between particles. We concentrate on systems whose only nonequilibrium character resides in the active switching of the particles between two states coupling differently to the medium’s field. We do not rely on a simplified field–particle

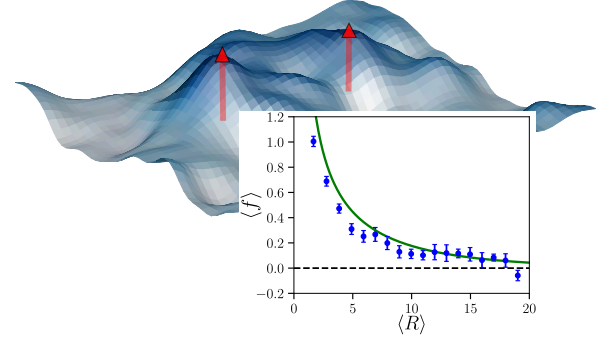


FIG. 1. (color online) Two particles (up spins) coupled to a fluctuating field (surface plot), favoring some value ϕ_0 of the field. Inset: equilibrium average force as a function of the average particle separation, for the Hamiltonian described in the text. One particle is held fixed and the other one is tethered to a strong harmonic trap. Symbols: results of the numeric simulation (with incertitude). Solid line: analytical force deriving from $U(R)$ in the text. Parameters of the model: $r = 0.01$, $\phi_0 = 8$, $B = 1$ and $\mu = 0.05$.

density coupling. We treat the field-particles interactions at the microscopic level (background illustration in Fig. 1), in order to capture multi-body contributions and Casimir-like effects.

In order to investigate such phenomena, we have striven to build up a model relying on the minimal necessary ingredients: Two populations of independent diffusing Ising particles, actively switching between their two states and interacting (quadratically) with a background Gaussian field, make up our model system. We refer to these particles as ASFIPs, *i.e.* active switching field interacting particles. The complexity of this system rests on the active nature of the particles, but also on the dynamics of the field-mediated interactions. We treat the dynamics of each particle and that of the field by equilibrium Langevin equations. The questions we ask are: i) Are induced interactions coupled to activity sufficient to generate emerging cooperative phenomena? ii) What is the role of activity (in as much as it drives us away from equilibrium) in generating complex patterns? iii) What is the role of multi-body interactions and of Casimir-like forces in the states of

matter that we observe?

We consider N non-interacting particles at positions $\mathbf{r}_k(t)$, $1 \leq k \leq N$, embedded in a medium whose elasticity is described by a scalar Gaussian field $\phi(\mathbf{x}, t)$. Our field ϕ might refer to a biomembrane thickness [21, 23] or internal lipid composition [34]. It may also refer to the shape of a biomembrane [20, 22] or to that of an interface under gravity [18, 19]. While all these systems are well described by Gaussian fluctuating fields, the specifics of the Hamiltonian is model dependent. We choose the simplest model, with energy

$$H_0 = \int d^2x \left[\frac{r}{2} \phi^2 + \frac{c}{2} (\nabla \phi)^2 \right]. \quad (1)$$

To model particles that can be in two states, we attach a spin variable $S_k = \pm 1$ to each particle. The underlying picture we have in mind is that of protein inclusions changing conformation through external chemical activity [35]. The particle-field coupling is a key-ingredient, we take:

$$H_{\text{int}} = \sum_{k=1}^N \frac{B}{2} (\phi(\mathbf{r}_k) - S_k \phi_0)^2. \quad (2)$$

The effect of this interaction is to adjust locally the field to a spin-dependent amplitude $\pm \phi_0$, with a strength governed by the stiffness coefficient B . We draw the reader's attention to the quadratic nature of H_{int} . Linear couplings in the field are quite unrealistic as they miss multibody and fluctuation-induced interactions. We do not wish to discard such ingredients that exist in real systems. The total energy becomes $H = H_0 + H_{\text{int}}$. We purposely omit excluded volume or any other kind of direct interaction, which allows us to witness field-induced phenomena only.

We endow ϕ with a purely relaxational dynamics satisfying detailed balance:

$$\partial_t \phi(\mathbf{x}, t) = -\Gamma \frac{\delta H}{\delta \phi(\mathbf{x}, t)} + \sqrt{2\Gamma T} \xi(\mathbf{x}, t), \quad (3)$$

where T is the temperature in energy units, Γ the field mobility and $\xi(\mathbf{x}, t)$ a Gaussian white noise. Particles diffuse according to equilibrium overdamped Langevin equations:

$$\frac{d\mathbf{r}_k}{dt} = -\mu \frac{\partial H}{\partial \mathbf{r}_k} + \sqrt{2\mu T} \boldsymbol{\eta}_k(t), \quad (4)$$

where μ is a mobility coefficient (assumed to be spin and field independent), and the $\boldsymbol{\eta}_k(t)$'s are independent Gaussian white noises. We use the simplifying assumption that $\boldsymbol{\eta}_k$ and ξ are independent (as is generic in soft matter, see, *e.g.* Ref. [10] for proteins in biomembranes).

Finally, the out-of-equilibrium dynamics arises from the internal degree of freedom of the particles. Each particle flips through the action of an external energy source (*e.g.*, photons, chemical reactions), with fixed rates:

$$S_k = -1 \xrightarrow[\gamma]{\alpha} S_k = +1. \quad (\text{ASFIP}) \quad (5)$$

This is the one process breaking detailed balance for ASFIPs due to the coupling with the field and particle dynamics.

Since we want to understand how our system behaves exactly, taking into account detailed out-of-equilibrium mediated interactions, multibody and fluctuation-induced effects without relying on approximate analytical methods, we first perform Monte Carlo simulations. We discretize our equations on a lattice with spacing a with the normalization $a = T = \Gamma = c = 1$ (see SM, Sec. I). The remaining parameters are r , fixing the field's correlation length $r^{-1/2}$, B the stiffness of the spin-field coupling, ϕ_0 the targeted field, and the dynamical parameters μ , α and γ , all scaled by the field's mobility.

We implement discrete time Monte Carlo simulations on a two dimensional (2D) square lattice of size $L \times L$ with periodic boundary conditions, as detailed in the Supplemental Material (SM, Sec. II). The field is defined on the lattice sites and the particles move from site to adjacent site. Between times t and $t + \Delta t$, particles can hop, or flip spin, or stay on the same site. To take into account the relative dynamics of the particles and the field, we implement a tower sampling algorithm [36] instead of a Metropolis one.

In order to characterize the field-mediated interaction in equilibrium, we first study the force exchanged by two particles a distance R apart in the manner described in Fig. 1 (or Sec. III in SM for a precise description). The effective potential $U(R)$ between these two particles can be derived (see SM) from a field-theoretic calculation. As shown in Fig. 1, the force is well fitted by $U'(R)$, which confirms the validity of our Monte Carlo simulation. The force is attractive for equal spins and decays typically over the field correlation length. We found that for $R \geq 1$ and $\phi_0 \gtrsim 3$ the fluctuation-induced component of the force is negligible, but this does not mean that it must be so out of equilibrium. Actually, the standard deviation of the force, which has a component coming from the Langevin force on the particle and another coming from the fluctuations of the field, is much larger than its average. Note that whereas in equilibrium the field samples thermally all of its configurations (even when the particles move), in the out-of-equilibrium case the dynamics of the field could yield retarded effects with important consequences.

Before we embark into a full description of the out-of-equilibrium ASFIPs, we wish to introduce their equilibrium counterpart, for future comparison purposes. In equilibrium, Switching Field Interacting Particles (SFIPs) have transition rates $\propto \exp(\pm w_k)$ with $w_k = B\phi_0\phi(\mathbf{r}_k)$ half the energy variation in a spin flip. Such particles experience equilibrium field mediated-interactions and flips, while they diffuse on the lattice. Let N be the total number of particles and $\rho_0 = N/L^2$. At fixed r and ϕ_0 , we increase the coupling strength B . We observe first a paramagnetic-ferromagnetic phase transition (Fig. 2a), then a phase separation into a dense ferromagnetic fluid coexisting with a paramagnetic gas (Fig. 2b). These states obviously do not depend on the dynamical parameter μ . We characterize the magnetization of each homogeneous phase by the order parameter $\psi = \langle \rho^+ - \rho^- \rangle / \langle \rho \rangle$, where ρ^\pm

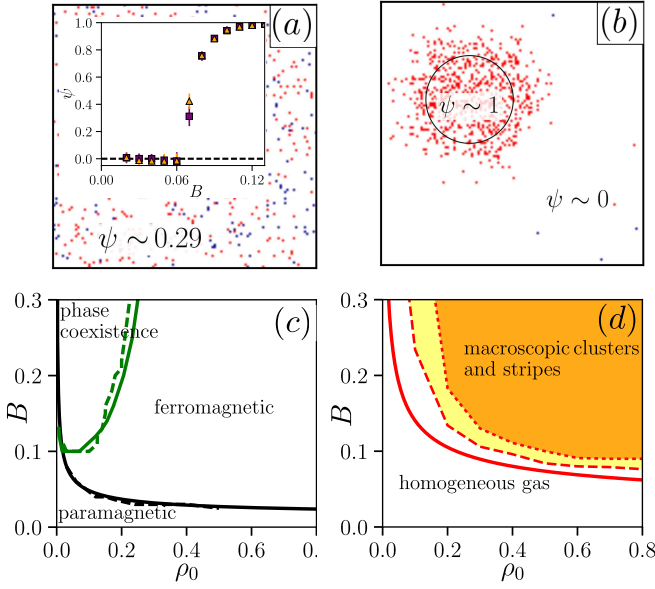


FIG. 2. (color online) (a) SFIPs in a box with periodic boundary conditions, $L = 150$, $\rho_0 = 0.05$, $r = 0.01$, $\phi_0 = 8$ and $B = 0.07$, yielding a ferromagnetic state. Red (blue) dots indicate particles with up (down) spins. Inset: magnetization order parameter as a function of B . Light orange (dark purple) symbols correspond to B increasing (decreasing). (b) SFIPs for $B = 0.26$ (same other parameters) showing the coexistence of a ferromagnetic liquid and a paramagnetic gas (c) Phase diagram of SFIPs in terms of total density and coupling strength for $r = 0.01$, $\phi_0 = 8$ and $\mu = 5$. Solid lines: mean-field predictions for the paramagnetic–ferromagnetic transition (black) and for the binodal curve of the phase separation (green, or gray). The corresponding dashed lines are the results of the Monte Carlo simulations. (d) ASFIPs for the same parameters and $\alpha = \gamma = 0.1$. Solid red line: mean-field prediction for the transition to a patterned phase. Yellow (light gray) zone: beginning of segregation. Orange (gray) zone: ferromagnetic stripes and macroscopic clusters.

is the density of particles with ± 1 spins and $\rho = \rho^+ + \rho^-$, and we find that the paramagnetic–ferromagnetic phase transition is compatible with a continuous one (Fig. 2a, inset).

Since SFIPs are in equilibrium, we can rely on thermodynamics to study their behavior. The mean-field energy density naturally deriving from H is

$$f_{\text{mf}} = \frac{r}{2}\phi^2 + \frac{B}{2}\rho^+(\phi - \phi_0)^2 + \frac{B}{2}(\rho - \rho^+)(\phi + \phi_0)^2 + \rho^+ \ln \rho^+ + (\rho - \rho^+) \ln(\rho - \rho^+). \quad (6)$$

Since ρ is the only conserved quantity, we minimize f_{mf} with respect to ϕ and ρ^+ , which yields an energy density $f'_{\text{mf}}(\rho)$ and $\phi = B\phi_0(2\rho^+ - \rho)/(r + B\rho)$ with either $\rho^+ = \rho^- = \rho/2$ (paramagnetic phase) or $\rho^+ \neq \rho^-$ (ferromagnetic phase). At low values of B , the system is uniform and there is a continuous paramagnetic–ferromagnetic transition at $B_c^{(\text{mf})} = (1 + \sqrt{1 + 4r\phi_0^2/\rho_0})/(2\phi_0^2)$. At higher values of B , we obtain through the double tangent construction on $f'_{\text{mf}}(\rho)$ a phase separation between a low density paramagnetic phase and a high density ferromagnetic phase. These mean-field predic-

tions correspond to the continuous lines of Fig. 2c while the results of the Monte Carlo simulations are indicated by the dashed lines. The agreement is all the better as we are working at large ϕ_0 or low T

We now return to our original nonequilibrium ASFIPs. The phase diagram of ASFIPs undergoing symmetric flips ($\alpha = \gamma$) is shown in Fig. 2d. The system is always paramagnetic on global average, due to the imposed flips, however increasing B at fixed ρ_0 yields first a transition from a paramagnetic gas to ferromagnetic clusters of either magnetizations, as illustrated in Fig. 3a, then to a phase of dynamical ferromagnetic stripes. A typical snapshot of the macroscopic stripes is shown in Fig. 3c. For asymmetric flips (e.g., $\alpha = 3\gamma$) we observe a dynamical hexagonal pattern of clusters (Fig. 3b). These clusters are formed by the particles with the higher flip rate.

To gain insight into the physics of this pattern creation, we have computed the average fluxes of the particles and the map of the ϕ field (Fig. 3d). First, we see that high (low) field regions have a majority of spin up (spin down) particles. Hence, ASFIPs also tend to phase separate due to the field mediated interactions. We observe that spin up particles travel from regions of low spin-up density to regions of high spin-up density, just as for the coarsening of the equilibrium SFIP's. However, these activity-driven fluxes never vanish, which is specific to being out of equilibrium. Therefore, whenever a particle flips, it is expelled by the field-mediated interactions towards the nearest region matching its updated spin. This is the mechanism by which pattern formation occurs.

In addition, within large enough regions of a given magnetization, we observe the systematic nucleation and growth of lumps of opposite magnetization (e.g., small visible blue islands in Fig. 3b or red and blue ones in 3c), as illustrated by the movies in the SM, Sec. V. They diffuse, get expelled and eventually merge into a domain of the same magnetization. The mechanism allowing for this behavior is intrinsically out of equilibrium. For SFIPs, energy balance quickly prevents the growth of lumps, whereas for ASFIPs long lived spin states are allowed to gather and form the seed for a dynamic lump which then grows by accretion.

What is the importance of fluctuation-induced interactions and multi-body effects in the ASFIP system? If we turn off the field noise $\xi(\mathbf{x}, t)$ (while keeping the dynamics on the particles unchanged), we observe that particle segregation and pattern formation occur as soon as B exceeds the mean-field threshold (solid red line in Fig. 2d). Thermal fluctuations tend to destroy patterns and fluctuation-induced forces are too weak to play any pattern-favoring role. In order to investigate multi-body effects, we have also replaced the quadratic coupling of Eq. (2) with a linear coupling adjusted to yield, up to a very good approximation, the same two-body field mediated interaction (see SM). This results in the condensation of the particles on a unique site for SFIP's and in the absence of activity driven patterns for ASFIP's. Multibody interactions are thus essential. We have checked that adding a hard-core repulsion, in the quadratic coupling case, has almost no ef-

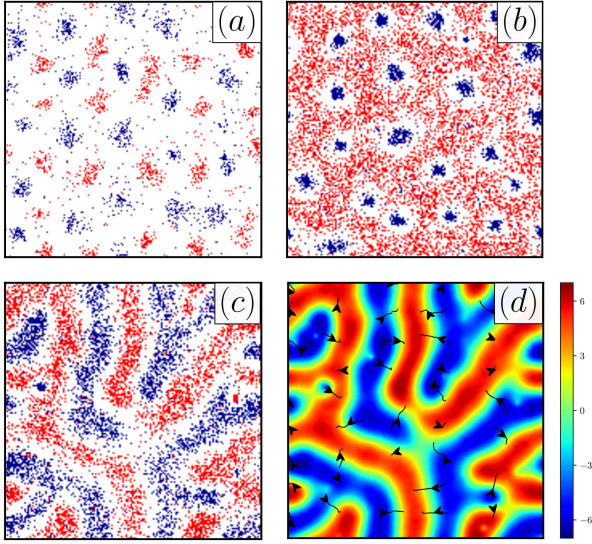


FIG. 3. (color online) Snapshots of the patterns created by ASFIPs. The parameters are $r = 0.01$, $\phi_0 = 8$. Red (blue) dots indicate particles with up (down) spins. (a) Square phase obtained for symmetric flips ($B = 0.26$, $\rho_0 = 0.1$, $\mu = 2.5$, $\gamma = \alpha = 0.005$, $L = 180$). (b) Hexagonal phase of clusters ($B = 0.15$, $\rho_0 = 0.4$, $\mu = 5.0$, $\alpha = 0.02$, $\gamma = \alpha/3$, $L = 160$). (c) Striped phase obtained for symmetric flips ($B = 0.15$, $\rho_0 = 0.4$, $\mu = 5.0$, $\gamma = \alpha = 0.02$, $L = 160$). (d) shows the corresponding ϕ field map of (c) and the time average of the fluxes of spin-up particles.

fect on the phase diagram, indicating that modest short-range interaction are irrelevant in our system.

Let us rationalize our findings on the phase diagram with a dynamical mean-field approach. Since ASFIPs diffuse by means of overdamped Langevin equations, we implement a Dean–Kawasaki [37, 38] approach in the noiseless limit. The evolution equations then read $\partial_t \rho^\pm + \nabla \cdot \mathbf{j}^\pm = 0$ with $\mathbf{j}^\pm = -\mu \rho^\pm \nabla (\partial f_{\text{mf}} / \partial \rho^\pm)$. Taking spin exchange into account, we arrive at the evolution equations:

$$\begin{aligned} \partial_t \rho^\pm &= \mu \nabla^2 \rho^\pm + \mu B \nabla \cdot [\rho^\pm (\phi \mp \phi_0) \nabla \phi] \pm \alpha \rho^- \mp \gamma \rho^+, \\ \partial_t \phi &= \nabla^2 \phi - r \phi - B \rho^+ (\phi - \phi_0) - B \rho^- (\phi + \phi_0). \end{aligned} \quad (7)$$

Linear stability analysis (LSA) shows that above a threshold in B the stationary and homogeneous solution $[\rho_s^+ = \rho_0 \alpha / (\alpha + \gamma)$, $\rho_s^- = \rho_0 \gamma / (\alpha + \gamma)$ and $\phi_s = B \phi_0 (\rho_s^+ - \rho_s^-) / (r + B \rho_0)$] is no longer stable, indicating the onset of a patterned phase. For symmetric flips, $\gamma = \alpha$, this threshold reads $B_a^{(\text{mf})} = (1 + \sqrt{1 + 4r\phi_0^2/\rho_0 + 4\phi_0 s + 2\phi_0^2}) / (2\phi_0^2)$, where $s = \sqrt{2\alpha/(\mu\rho_0)}$. The agreement with the results of the Monte Carlo simulations is satisfying (Fig. 2d).

In dimensionful form, $B_a^{(\text{mf})}$ turns out to be independent of the field mobility Γ . We have checked this property in the Monte Carlo simulations and found indeed that varying Γ over five orders of magnitude has no effect on the phase diagram. The times scales involved in the pattern formation, however, depend on Γ . In addition, LSA shows that varying dynamical parameters Γ , or μ and α while keeping s con-

stant, does not change the interval $[k_{\min}, k_{\max}]$ over which temporal eigenvalues destabilize the homogeneous solution. We also found that increasing the particles' mobility μ (while keeping all other parameters fixed) enlarges the domain where patterns are stable in the phase diagram. We expect that taking the $s \rightarrow 0$ limit in $B_a^{(\text{mf})}$ leads us to equilibrium. Indeed, when sending $\alpha \rightarrow 0$ or $\mu \rightarrow \infty$, the field is effectively sampled in an equilibrium manner. In between two flips, the diffusion of the particles is a quasi-equilibrium process. Furthermore, LSA confirms that patterns are specific to out-of-equilibrium since sending $s \rightarrow 0$ yields $k_{\min} \rightarrow 0$, and then we end up with a more conventional coarsening of the binary mixture in that regime. What is more surprising, however, is that $B_a^{(\text{mf})} \rightarrow B_c^{(\text{mf})}$ when $s \rightarrow 0$. This is due to the specific choice $\alpha = \gamma$, which protects the up-down symmetry, hence leaving the phase boundary unchanged in the equilibrium limit (the scenario does not hold for $\alpha \neq \gamma$).

We are now in a position to summarize the answers to our original questions. Starting from a microscopic model where *noninteracting* particles are coupled to a Gaussian field, we have proved that field-mediated interactions combined with activity can generate a wealth of new emerging cooperative phenomena. This is relevant for soft-matter systems in which interactions are mostly indirect, field-mediated. In our system, it is the presence of activity which drives complex patterns of particle clusters by a continuous tossing in and out of diffusing particles. The quadratic coupling that we have used captures both multibody and fluctuation-induced interactions. While the former is of paramount relevance, the latter is entirely dominated by thermal fluctuations and can be neglected. We see several directions along which we could expand our findings. From a theoretical standpoint, we wish to investigate the effect of varying the details of the correlator (membranes will feature higher derivatives for instance). Similarly, the particle–field coupling may also involve higher derivatives depending on physical context. Exploring the consequences of hydrodynamic effects is also of great relevance. Finally, it would be interesting to investigate such emerging phenomena in experimental systems of active particles, even in athermal macroscopic systems where activity alone might suffice.

-
- [1] *Animal Groups in Three Dimensions: How Species Aggregate* (Cambridge University Press, 1997).
 - [2] T. Vicsek *et al.*, Phys. Rev. Lett. **75**, 1226 (1995).
 - [3] M. Ballerini, N. Cabibbo, R. Candelier, A. Cavagna, E. Cisbani, I. Giardina, V. Lecomte, A. Orlandi, G. Parisi, A. Procaccini, *et al.*, Proceedings of the national academy of sciences **105**, 1232 (2008).
 - [4] H. Chaté *et al.*, Phys. Rev. E **77**, 046113 (2008).
 - [5] J. Deseigne, O. Dauchot, and H. Chaté, Phys. Rev. Lett. **105**, 098001 (2010).
 - [6] I. Theurkauff, C. Cottin-Bizonne, J. Palacci, C. Ybert, and L. Bocquet, Phys. Rev. Lett. **108**, 268303 (2012).

- [7] M. E. Cates and J. Tailleur, *Annu. Rev. Condens. Matter Phys.* **6**, 219 (2015).
- [8] J. Alvarado *et al.*, *Nature Physics* **9**, 591 (2013).
- [9] J. Prost and R. Bruinsma, *EPL* **33**, 321 (1996).
- [10] S. Ramaswamy, J. Toner, and J. Prost, *Phys. Rev. Lett.* **84**, 3494 (2000).
- [11] H.-Y. Chen, *Phys. Rev. Lett.* **92**, 168101 (2004).
- [12] H. B. G. Casimir, *Proc. K. Ned. Akad. Wet.* **51**, 793 (1948).
- [13] M. Kardar and R. Golestanian, *Rev. Mod. Phys.* **71**, 1233 (1999).
- [14] M. E. Fisher and P. G. de Gennes, *C. R. Acad. Sci. Paris Ser. B* **287**, 207 (1978).
- [15] C. Hertlein *et al.*, *Nature* **451**, 172 (2008).
- [16] A. Ajdari, L. Peliti, and J. Prost, *Phys. Rev. Lett.* **66**, 1481 (1991).
- [17] P. Poulin *et al.*, *Science* **275**, 1770 (1997).
- [18] M. M. Nicolson, *Proc. Cambridge Philos. Soc.* **45**, 288 (1949).
- [19] D. L. Hu and J. W. M. Bush, *Nature* **437**, 733 (2005).
- [20] M. Goulian, R. Bruinsma, and P. Pincus, *EPL* **22**, 145 (1993).
- [21] N. Dan, P. Pincus, and S. A. Safran, *Langmuir* **9**, 2768 (1993).
- [22] P. Dommersnes and J.-B. Fournier, *Eur. Phys. J. B* **12**, 9 (1999).
- [23] A.-F. Bitbol, D. Constantin, and J.-B. Fournier, *PLoS ONE* **7**, e48306 (2012).
- [24] C. van der Wel, A. Vahid, A. ari, T. Idema, D. Heinrich, and D. J. Kraft, *Scientific Reports* **6** (2016), 10.1038/srep32825.
- [25] B.-S. Lu, D. S. Dean, and R. Podgornik, *EPL (Europhysics Letters)* **112**, 20001 (2015).
- [26] C.-H. Chen and H.-Y. Chen, *Phys. Rev. E* **74**, 051917 (2006).
- [27] H.-Y. Chen and A. S. Mikhailov, *Phys. Rev. E* **81**, 031901 (2010).
- [28] Y. Oono and Y. Shiwa, *Modern Physics Letters B* **01**, 49 (1987).
- [29] Y. Oono and M. Bahiana, *Physical review letters* **61**, 1109 (1988).
- [30] S. Puri and H. L. Frisch, *International Journal of Modern Physics B* **12**, 1623 (1998).
- [31] S. C. Glotzer, D. Stauffer, and N. Jan, *Physical review letters* **72**, 4109 (1994).
- [32] S. C. Glotzer, E. A. Di Marzio, and M. Muthukumar, *Physical review letters* **74**, 2034 (1995).
- [33] R. Krishnan and S. Puri, *Physical Review E* **92** (2015), 10.1103/PhysRevE.92.052316.
- [34] S. Komura and D. Andelman, *Advances in Colloid and Interface Science* **208**, 34 (2014), special issue in honour of Wolfgang Helfrich.
- [35] Z. Bu and D. Callaway, *Adv. Protein Chem. Struct. Biol.* **83**, 163 (2011).
- [36] W. Krauth, *Statistical mechanics: algorithms and computations*, Vol. 13 (OUP Oxford, 2006).
- [37] D. S. Dean, *Journal of Physics A: Mathematical and General* **29**, L613 (1996).
- [38] K. Kawasaki, *Physica A: Statistical Mechanics and its Applications* **208**, 35 (1994).